

Georgia Department of Education

FIFTH GRADE MATHEMATICS
UNIT 2 STANDARDS

Dear Parents,

We want to make sure that you have an understanding of the mathematics your child will be learning this year. Below you will find the standards we will be learning in Unit Two. Each standard is in bold print and underlined and below it is an explanation with student examples. Your child is not learning math the way we did when we were in school, so hopefully this will assist you when you help your child at home. Please let your teacher know if you have any questions. 😊

MGSE5.NBT.1 Recognize that in a multi-digit number, a digit in one place represents 10 times as much as it represents in the place to its right and 1/10 of what it represents in the place to its left.

This standard calls for students to reason about the magnitude of numbers. Students should work with the idea that the tens place is ten times as much as the ones place, and the ones place is $1/10^{\text{th}}$ the size of the tens place. In 4th grade, students examined the relationships of the digits in numbers for whole numbers only. This standard extends this understanding to the relationship of decimal fractions. Students use base ten blocks, pictures of base ten blocks, and interactive images of base ten blocks to manipulate and investigate the place value relationships. They use their understanding of unit fractions to compare decimal places and fractional language to describe those comparisons.

Before considering the relationship of decimal fractions, students express their understanding that in multi-digit whole numbers, a digit in one place represents 10 times what it represents in the place to its right and $1/10$ of what it represents in the place to its left.

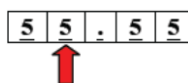
Example:

A student thinks, “I know that in the number 5555, the 5 in the tens place (5555) represents 50 and the 5 in the hundreds place (5555) represents 500. So a 5 in the hundreds place is ten times as much as a 5 in the tens place or a 5 in the tens place is $1/10^{\text{th}}$ of the value of a 5 in the hundreds place.

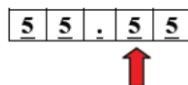
Based on the base-10 number system, digits to the left are times as great as digits to the right; likewise, digits to the right are $1/10^{\text{th}}$ of digits to the left. For example, the 8 in 845 has a value of 800 which is ten times as much as the 8 in the number 782. In the same spirit, the 8 in 782 is $1/10^{\text{th}}$ the value of the 8 in 845.

To extend this understanding of place value to their work with decimals, students use a model of one unit; they cut it into 10 equal pieces, shade in, or describe $1/10^{\text{th}}$ of that model using fractional language. (“This is 1 out of 10 equal parts. So it is $1/10$. I can write this using $1/10$ or 0.1.”) They repeat the process by finding $1/10$ of a $1/10$ (e.g., dividing $1/10$ into 10 equal parts to arrive at $1/100$ or 0.01) and can explain their reasoning: “0.01 is $1/10$ of $1/10$ thus is $1/100$ of the whole unit.”

In the number 55.55, each digit is 5, but the value of the digits is different because of the placement.



The 5 that the arrow points to is $1/10$ of the 5 to the left and 10 times the 5 to the right. The 5 in the ones place is $1/10$ of 50 and 10 times five tenths.



The 5 that the arrow points to is $1/10$ of the 5 to the left and 10 times the 5 to the right. The 5 in the tenths place is 10 times five hundredths.

Georgia Department of Education



MGSE5.NBT.3 Read, write, and compare decimals to thousandths.

- a. **Read and write decimals to thousandths using base-ten numerals, number names, and expanded form, e.g., $347.392 = 3 \times 100 + 4 \times 10 + 7 \times 1 + 3 \times (1/10) + 9 \times (1/100) + 2 \times (1/1000)$.**
- b. **Compare two decimals to thousandths based on meanings of the digits in each place, using $>$, $=$, and $<$ symbols to record the results of comparisons.**

This standard references expanded form of decimals with fractions included. Students should build on their work from 4th grade, where they worked with both decimals and fractions interchangeably. Expanded form is included to build upon work in MCC.5.NBT.2 and deepen students’ understanding of place value. Students build on the understanding they developed in fourth grade to read, write, and compare decimals to thousandths. They connect their prior experiences with using decimal notation for fractions and addition of fractions with denominators of 10 and 100. They use concrete models and number lines to extend this understanding to decimals to the thousandths. Models may include base ten blocks, place value charts, grids, pictures, drawings, manipulatives, technology-based, etc. They read decimals using fractional language and write decimals in fractional form, as well as in expanded notation. This investigation leads them to understanding equivalence of decimals ($0.8 = 0.80 = 0.800$).

Comparing decimals builds on work from 4th grade.

Example:

Some equivalent forms of 0.72 are:

$\frac{72}{100}$	$\frac{70}{100} + \frac{2}{100}$
$\frac{7}{10} + \frac{2}{100}$	0.720
$7 \times (\frac{1}{10}) + 2 \times (\frac{1}{100})$	$7 \times (\frac{1}{10}) + 2 \times (\frac{1}{100}) + 0 \times (\frac{1}{1000})$
0.70 + 0.02	$\frac{720}{1000}$

Students need to understand the size of decimal numbers and relate them to common benchmarks such as 0, 0.5 (0.50 and 0.500), and 1. Comparing tenths to tenths, hundredths to hundredths, and thousandths to thousandths is simplified if students use their understanding of fractions to compare decimals.

Examples:

Comparing 0.25 and 0.17, a student might think, “25 hundredths is more than 17 hundredths”. They may also think that it is 8 hundredths more. They may write this comparison as $0.25 > 0.17$ and recognize that $0.17 < 0.25$ is another way to express this comparison.

Comparing 0.207 to 0.26, a student might think, “Both numbers have 2 tenths, so I need to compare the hundredths. The second number has 6 hundredths and the first number has no hundredths so the second number must be larger. Another student might think while writing fractions, “I know that 0.207 is 207 thousandths (and may write $\frac{207}{1000}$). 0.26 is 26 hundredths (and may write $\frac{26}{100}$) but I can also think of it as 260 thousandths ($\frac{260}{1000}$). So, 260 thousandths is more than 207 thousandths.

Georgia Department of Education

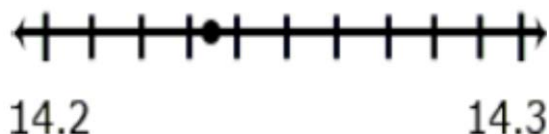
MGSE5.NBT.4 Use place value understanding to round decimals up to the hundredths place.

This standard refers to rounding. The expectation is that students have a deep understanding of place value and number sense and can explain and reason about the answers they get when they round. Students should have numerous experiences using a number line to support their work with rounding.

Example:

Round 14.235 to the nearest tenth.


Students recognize that the possible answer must be in tenths thus, it is either 14.2 or 14.3. They then identify that 14.235 is closer to 14.2 (14.20) than to 14.3 (14.30).



Students should use benchmark numbers to support this work. Benchmarks are convenient numbers for comparing and rounding numbers. 0, 0.5, 1, 1.5 are examples of benchmark numbers.

Example:

Which benchmark number is the best estimate of the shaded amount in the model below? Explain your thinking.



MCC CLUSTER #2: PERFORM OPERATIONS WITH MULTI-DIGIT WHOLE NUMBERS AND WITH DECIMALS TO HUNDREDTHS.

Students develop understanding of why division procedures work based on the meaning of base-ten numerals and properties of operations. They finalize fluency with multi-digit addition, subtraction, multiplication, and division. They apply their understandings of models for decimals, decimal notation, and properties of operations to add and subtract decimals to hundredths. They develop fluency in these computations, and make reasonable estimates of their results. Students use the relationship between decimals and fractions, as well as the relationship between finite decimals and whole numbers (i.e., a finite decimal multiplied by an appropriate power of 10 is a whole number), to understand and explain why the procedures for multiplying and dividing finite decimals make sense. They compute products and quotients of decimals to hundredths efficiently and accurately. Mathematically proficient students communicate precisely by engaging in discussion about their reasoning using appropriate mathematical language. The terms students should learn to use with increasing precision with this cluster are: multiplication/multiply, division/division, decimal, decimal point, tenths, hundredths, products, quotients, dividends, rectangular arrays, area models, addition/add, subtraction/subtract, (properties)-rules about how numbers work, reasoning.

MGSE5.NBT.7 Add, subtract, multiply, and divide decimals to hundredths, using concrete models or drawings and strategies based on place value, properties of operations, and/or the relationship between

Georgia Department of Education

addition and subtraction; relate the strategy to a written method and explain the reasoning used. **(NOTE: Addition and subtraction are taught in this unit, but the standard is continued in Unit 3: Multiplication and Division with Decimals.)**

This standard builds on the work from 4th grade where students are introduced to decimals and compare them. In 5th grade, students begin adding, subtracting, multiplying and dividing decimals. This work should focus on concrete models and pictorial representations, rather than relying solely on the algorithm. The use of symbolic notations involves having students record the answers to computations ($2.25 \times 3 = 6.75$), but this work should not be done without models or pictures. This standard includes students' reasoning and explanations of how they use models, pictures, and strategies.

This standard requires students to extend the models and strategies they developed for whole numbers in grades 1-4 to decimal values. Before students are asked to give exact answers, they should estimate answers based on their understanding of operations and the value of the numbers. **In this unit, students will only add and subtract decimals. Multiplication and division are addressed in Unit 3.**

Examples:

- $+1.7$

A student might estimate the sum to be larger than 5 because 3.6 is more than $3\frac{1}{2}$ and 1.7 is more than $1\frac{1}{2}$.

- $5.4 - 0.8$

A student might estimate the answer to be a little more than 4.4 because a number less than 1 is being subtracted.

Students should be able to express that when they add decimals they add tenths to tenths and hundredths to hundredths. So, when they are adding in a vertical format (numbers beneath each other), it is important that they write numbers with the same place value beneath each other. This understanding can be reinforced by connecting addition of decimals to their understanding of addition of fractions. Adding fractions with denominators of 10 and 100 is a standard in fourth grade.

Example: $4 - 0.3$

3 tenths subtracted from 4 wholes. One of the wholes must be divided into tenths.



The solution is 3 and $\frac{7}{10}$ or 3.7.

Example:

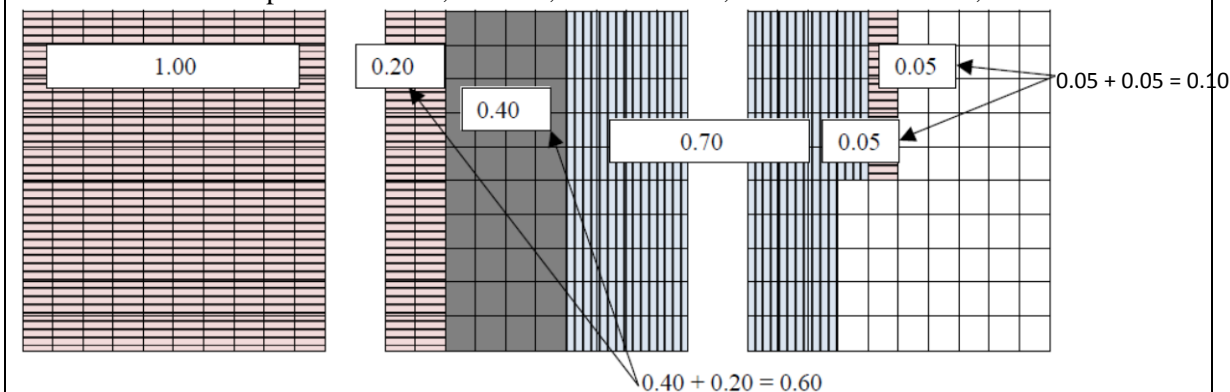
A recipe for a cake requires 1.25 cups of milk, 0.40 cups of oil, and 0.75 cups of water. How much liquid is in the mixing bowl?

Student 1: $1.25 + 0.40 + 0.75$

First, I broke the numbers apart. I broke 1.25 into $1.00 + 0.20 + 0.05$. I left 0.40 like it was. I broke 0.75 into $0.70 + 0.05$.

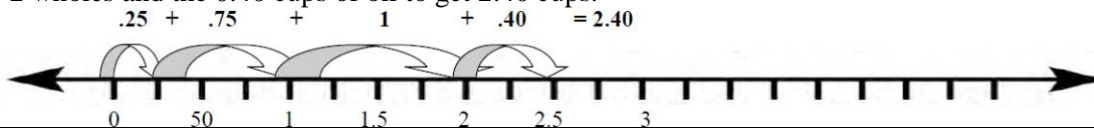
Georgia Department of Education

I combined my two 0.05's to get 0.10. I combined 0.40 and 0.20 to get 0.60. I added the 1 whole from 1.25. I ended up with 1 whole, 6 tenths, 7 more tenths, and another 1 tenths, so the total is 2.4.



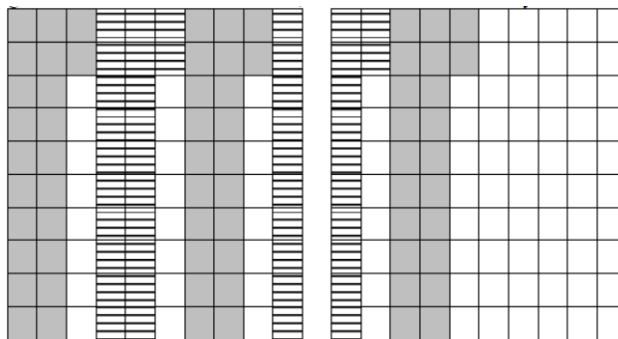
Student 2

I saw that the 0.25 in the 1.25 cups of milk and the 0.75 cups of water would combine to equal 1 whole cup. That plus the 1 whole in the 1.25 cups of milk gives me 2 whole cups. Then I added the 2 wholes and the 0.40 cups of oil to get 2.40 cups.



Example of Multiplication:

A gumball costs \$0.22. How much do 5 gumballs cost? Estimate the total, and then calculate. Was your estimate close?



I estimate that the total cost will be a little more than a dollar. I know that 5 20's equal 100 and we have 5 22's. I have 10 whole columns shaded and 10 individual boxes shaded. The 10 columns equal 1 whole. The 10 individual boxes equal 10 hundredths or 1 tenth. My answer is \$1.10.

My estimate was a little more than a dollar, and my answer was \$1.10. I was really close.

Common Misconceptions

Georgia Department of Education

A common misconception that students have when trying to extend their understanding of whole number place value to decimal place value is that as you move to the left of the decimal point, the number increases in value. Reinforcing the concept of powers of ten is essential for addressing this issue.

A second misconception that is directly related to comparing whole numbers is the idea that the longer the number the greater the number. With whole numbers, a 5-digit number is always greater than a 1-, 2-, 3-, or 4-digit number. However, with decimals a number with one decimal place may be greater than a number with two or three decimal places. For example, 0.5 is greater than 0.12, 0.009 or 0.499. One method for comparing decimals is to make all numbers have the same number of digits to the right of the decimal point by adding zeros to the number, such as 0.500, 0.120, 0.009 and 0.499. A second method is to use a place-value chart to place the numerals for comparison.

Students might compute the sum or difference of decimals by lining up the right-hand digits as they would whole number. For example, in computing the sum of $15.34 + 12.9$, students will write the problem in this manner:

$$\begin{array}{r} 15.34 \\ + 12.9 \\ \hline 16.63 \end{array}$$

To help students add and subtract decimals correctly, have them first estimate the sum or difference. Providing students with a decimal-place value chart will enable them to place the digits in the proper place.